

# Notes In The First Position

The Practice Room

Notes on the First String

A musical staff in 4/4 time showing three notes on the first string: E (open), F (1st fret), and G (3rd fret). The notes are placed on the first line of the staff.

① \_\_\_\_\_

Add missing beats.

Say the notes out loud while playing.

Exercise 1

Exercise 1: A musical staff in 4/4 time with four measures. The notes are E (open), F (1st fret), G (3rd fret), and A (2nd fret). Fingerings are indicated below the notes: 0, 1, 3, and 1. The sequence of notes is E, F, G, A, F, G, A, E.

Add missing beats.

Say the notes out loud while playing.

Exercise 2

Exercise 2: A musical staff in 4/4 time with four measures. The notes are E (open), F (1st fret), G (3rd fret), and A (2nd fret). Fingerings are indicated below the notes: 1, 3, 4, and 1. The sequence of notes is E, F, G, A, F, G, A, E.

Add missing beats.

Say the notes out loud while playing.

Exercise 3

Exercise 3: A musical staff in 4/4 time with four measures. The notes are E (open), F (1st fret), G (3rd fret), and A (2nd fret). Fingerings are indicated below the notes: 1, 2, 3, 4, 1, 2, 3, 4, 1, 2, 3, 4. The sequence of notes is E, F, G, A, F, G, A, E.

Add missing beats.

Say the notes out loud while playing.

Exercise 4

Exercise 4: A musical staff in 4/4 time with four measures. The notes are E (open), F (1st fret), G (3rd fret), and A (2nd fret). Fingerings are indicated below the notes: 1, 2, 4, 1, 2, 4, 1, 2, 4. The sequence of notes is E, F, G, A, F, G, A, E.

Add missing beats.

Say the notes out loud while playing.

Exercise 5

Exercise 5: A musical staff in 4/4 time with four measures. The notes are E (open), F (1st fret), G (3rd fret), and A (2nd fret). Fingerings are indicated below the notes: 1, 2, 4, 1, 2, 4, 1, 2, 4. The sequence of notes is E, F, G, A, F, G, A, E.




# Notes on the Third String

G Open

A 2nd fret

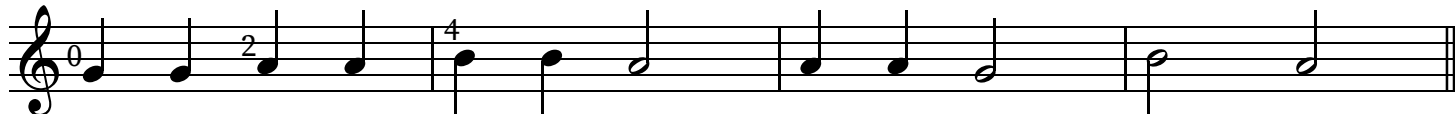
B 4th fret



③ \_\_\_\_\_

Add missing beats.  
Say the notes out loud while playing.

## Exercise 1



Add missing beats.  
Say the notes out loud while playing.

## Exercise 2



Add missing beats.  
Say the notes out loud while playing.

## Exercise 3




Add missing beats.  
Say the notes out loud while playing.

## Exercise 4



Add missing beats.  
Say the notes out loud while playing.

## Exercise 5



Add missing beats.  
Say the notes out loud while playing.

## Exercise 6




Notes on the Fourth String

D Open

E 2nd fret

F 3rd fret




Add missing beats.  
Say the notes out loud while playing.

Exercise 1




Add missing beats.  
Say the notes out loud while playing.

Exercise 2



Add missing beats.  
Say the notes out loud while playing.

Exercise 3



Add missing beats.  
Say the notes out loud while playing.

Exercise 4



Add missing beats.  
Say the notes out loud while playing.

Exercise 5



Add missing beats.  
Say the notes out loud while playing.

Exercise 6



# Notes on the Fifth String

A Open

B 2nd fret

C 3rd fret

A musical staff with a treble clef. Three notes are shown on the fifth line: an open note (A), a note with a '2' below it (B), and a note with a '3' below it (C). Below the staff, a horizontal line is drawn with a circled '5' at the beginning, indicating the fifth string.

Add missing beats.  
Say the notes out loud while playing.

## Exercise 1

A musical staff with a treble clef. The notes are: A (0), B (2), C (3), B (2), A (0), B (2), C (3), B (2), A (0), B (2), C (3), B (2), A (0), B (2), C (3), B (2), A (0). The fret numbers 0, 2, and 3 are written below the first, second, and third notes respectively.

Add missing beats.  
Say the notes out loud while playing.

## Exercise 2

A musical staff with a treble clef. The notes are: A (0), B (2), C (3), B (2), A (0), B (2), C (3), B (2), A (0), B (2), C (3), B (2), A (0), B (2), C (3), B (2), A (0).

Add missing beats.  
Say the notes out loud while playing.

## Exercise 3

A musical staff with a treble clef. The notes are: A (0), B (2), C (3), B (2), A (0), B (2), C (3), B (2), A (0), B (2), C (3), B (2), A (0), B (2), C (3), B (2), A (0).

Add missing beats.  
Say the notes out loud while playing.

## Exercise 4

A musical staff with a treble clef. The notes are: A (0), B (2), C (3), B (2), A (0), B (2), C (3), B (2), A (0), B (2), C (3), B (2), A (0), B (2), C (3), B (2), A (0).

Add missing beats.  
Say the notes out loud while playing.

## Exercise 5

A musical staff with a treble clef. The notes are: A (0), B (2), C (3), B (2), A (0), B (2), C (3), B (2), A (0), B (2), C (3), B (2), A (0), B (2), C (3), B (2), A (0).

Add missing beats.  
Say the notes out loud while playing.

## Exercise 6


A musical staff with a treble clef. The notes are: A (0), B (2), C (3), B (2), A (0), B (2), C (3), B (2), A (0), B (2), C (3), B (2), A (0), B (2), C (3), B (2), A (0).

# Notes on the Sixth String

E Open


F 1st fret

G 3rd fret




⑥  
Add missing beats.  
Say the notes out loud while playing.

## Exercise 1




Add missing beats.  
Say the notes out loud while playing.

## Exercise 2




Add missing beats.  
Say the notes out loud while playing.

## Exercise 3




Add missing beats.  
Say the notes out loud while playing.

## Exercise 4



Add missing beats.  
Say the notes out loud while playing.

## Exercise 5



Add missing beats.  
Say the notes out loud while playing.

## Exercise 6

